

STATEMENT OF APPROPRIATIONS, ALLOTMENTS, OBLIGATIONS, DISBURSEMENTS AND BALANCES  
As at the Quarter Ending September 30, 2023

Department : Department of Labor and Employment (DOLE)  
Agency/Entity : Professional Regulation Commission  
Operating Unit : Regional Office - VI  
Organization Code (UACS) : 16 008 0300006  
Fund Cluster : 01 - Regular Agency Fund

	Current Year Appropriations
	Supplemental Appropriations
X	Continuing Appropriations


(e.g. UACS Fund Cluster: 01-Regular Agency Fund, 02-Foreign Assisted Projects Fund, 03-Special Account-Locally Funded/Domestic Grants Fund, and 04-Special Account-Foreign Assisted/Foreign Grants Fund)

Particulars	UACS CODE	Appropriations			Allotments			Current Year Obligations							Current Year Disbursements					Balances			
		Authorized Appropriations	Adjustments (Transfer To/From, Modifications/ Augmentations)	Adjusted Appropriations	Allotments Received	Adjustments (Reductions, Modifications/ Augmentations)	Transfer To	Transfer From	Adjusted Allotments	1st Quarter Ending March 31	2nd Quarter Ending June 30	3rd Quarter Ending September 30	4th Quarter Ending December 31	Total	1st Quarter Ending March 31	2nd Quarter Ending June 30	3rd Quarter Ending September 30	4th Quarter Ending December 31	Total	Unreleased Appropriations	Unobligated Allotments	Unpaid Obligations (15-20)+(23+24)	
																						Due and Demandable	Not Yet Due and Demandable
1	2	3	4	5=(3+4)	6	7	8	9	10=[(6+)-(7)-8+9]	11	12	13	14	15=(11+12+13+14)	16	17	18	19	20=(16+17+18+19)	21=(5-10)	22=(10-15)	23	24
I. Agency Specific Budget		0	8,511,610.69	8,511,610.69	0	349,510.69	0	8,162,100.00	8,511,610.69	0	999,326.18	5,123,748.58	0	6,123,074.76	0	965,306.90	4,544,667.86	0	5,509,974.76	0	2,388,535.93	0	613,100.00
General Administration and Support	1000000000000000	0	80,718.72	80,718.72	0	80,718.72	0	0	80,718.72	0	80,718.72	0	0	80,718.72	0	70,430.69	8,100.00	0	78,530.69	0	0	0	2,188.03
General Management and Supervision	100000100001000	0	80,718.72	80,718.72	0	80,718.72	0	0	80,718.72	0	80,718.72	0	0	80,718.72	0	70,430.69	8,100.00	0	78,530.69	0	0	0	2,188.03
MOOE		0	80,718.72	80,718.72	0	80,718.72	0	0	80,718.72	0	80,718.72	0	0	80,718.72	0	70,430.69	8,100.00	0	78,530.69	0	0	0	2,188.03
Sub-Total, General Administration and Support		0	80,718.72	80,718.72	0	80,718.72	0	0	80,718.72	0	80,718.72	0	0	80,718.72	0	70,430.69	8,100.00	0	78,530.69	0	0	0	2,188.03
PS		0	0	0	0	0	0	0	0	0	0	0	0	0	0	0	0	0	0	0	0	0	0
MOOE		0	80,718.72	80,718.72	0	80,718.72	0	0	80,718.72	0	80,718.72	0	0	80,718.72	0	70,430.69	8,100.00	0	78,530.69	0	0	0	2,188.03
FinEx (if Applicable)		0	0	0	0	0	0	0	0	0	0	0	0	0	0	0	0	0	0	0	0	0	0
CO		0	0	0	0	0	0	0	0	0	0	0	0	0	0	0	0	0	0	0	0	0	0
Operations	3000000000000000	0	8,430,891.97	8,430,891.97	0	268,791.97	0	8,162,100.00	8,430,891.97	0	918,607.46	5,123,748.58	0	6,042,356.04	0	894,876.21	4,536,567.86	0	5,431,444.07	0	2,388,535.93	0	610,911.97
OO : Highly ethical, globally competitive, and recognized Filipino professionals ensured		0	8,430,891.97	8,430,891.97	0	268,791.97	0	8,162,100.00	8,430,891.97	0	918,607.46	5,123,748.58	0	6,042,356.04	0	894,876.21	4,536,567.86	0	5,431,444.07	0	2,388,535.93	0	610,911.97
PROFESSIONAL LICENSURE PROGRAM		0	8,389,270.20	8,389,270.20	0	254,270.20	0	8,135,000.00	8,389,270.20	0	904,085.69	5,105,648.58	0	6,009,734.27	0	894,876.21	4,505,746.09	0	5,400,622.30	0	2,379,535.93	0	609,111.97
Processing of applications for licensure examinations	310100100001000	0	38,783.49	38,783.49	0	38,783.49	0	0	38,783.49	0	38,783.49	0	0	38,783.49	0	29,574.01	8,697.51	0	38,271.52	0	0	0	511.97
MOOE		0	38,783.49	38,783.49	0	38,783.49	0	0	38,783.49	0	38,783.49	0	0	38,783.49	0	29,574.01	8,697.51	0	38,271.52	0	0	0	511.97
Preparation of test questions, conduct and rating of licensure examinations	310100100002000	0	8,350,486.71	8,350,486.71	0	215,486.71	0	8,135,000.00	8,350,486.71	0	865,302.20	5,105,648.58	0	5,970,950.78	0	865,302.20	4,497,048.58	0	5,362,350.78	0	2,379,535.93	0	608,600.00
MOOE		0	8,350,486.71	8,350,486.71	0	215,486.71	0	8,135,000.00	8,350,486.71	0	865,302.20	5,105,648.58	0	5,970,950.78	0	865,302.20	4,497,048.58	0	5,362,350.78	0	2,379,535.93	0	608,600.00
PROFESSIONAL REGULATION PROGRAM		0	41,621.77	41,621.77	0	14,521.77	0	27,100.00	41,621.77	0	14,521.77	18,100.00	0	32,621.77	0	0	30,821.77	0	30,821.77	0	9,000.00	0	1,800.00
Administrative investigations, hearings and decisions on complaints against professionals and illegal practitioners	310200100001000	0	14,521.77	14,521.77	0	14,521.77	0	0	14,521.77	0	14,521.77	0	0	14,521.77	0	0	12,721.77	0	12,721.77	0	0	0	1,800.00
MOOE		0	14,521.77	14,521.77	0	14,521.77	0	0	14,521.77	0	14,521.77	0	0	14,521.77	0	0	12,721.77	0	12,721.77	0	0	0	1,800.00
Inspection of institutions and industrial establishments, and accreditation of professional organizations, firms and partnerships for the practice of professions, specialty societies and organizations	310200100002000	0	27,100.00	27,100.00	0	0	0	27,100.00	27,100.00	0	0	18,100.00	0	18,100.00	0	0	18,100.00	0	18,100.00	0	9,000.00	0	0
MOOE		0	27,100.00	27,100.00	0	0	0	27,100.00	27,100.00	0	0	18,100.00	0	18,100.00	0	0	18,100.00	0	18,100.00	0	9,000.00	0	0
Sub-Total, Operations		0	8,430,891.97	8,430,891.97	0	268,791.97	0	8,162,100.00	8,430,891.97	0	918,607.46	5,123,748.58	0	6,042,356.04	0	894,876.21	4,536,567.86	0	5,431,444.07	0	2,388,535.93	0	610,911.97
PS		0	0	0	0	0	0	0	0	0	0	0	0	0	0	0	0	0	0	0	0	0	0
MOOE		0	8,430,891.97	8,430,891.97	0	268,791.97	0	8,162,100.00	8,430,891.97	0	918,607.46	5,123,748.58	0	6,042,356.04	0	894,876.21	4,536,567.86	0	5,431,444.07	0	2,388,535.93	0	610,911.97
FinEx (if Applicable)		0	0	0	0	0	0	0	0	0	0	0	0	0	0	0	0	0	0	0	0	0	0
CO		0	0	0	0	0	0	0	0	0	0	0	0	0	0	0	0	0	0	0	0	0	0


Department : Department of Labor and Employment (DOLE)  
Agency/Entity : Professional Regulation Commission  
Operating Unit : Regional Office - VI  
Organization Code (UACS) : 16 008 0300006  
Fund Cluster : 01 - Regular Agency Fund  
(e.g. UACS Fund Cluster: 01-Regular Agency Fund, 02-Foreign Assisted Projects Fund, 03-Special Account-Locally Funded/Domestic Grants Fund, and 04-Special Account-Foreign Assisted/Foreign Grants Fund)

	Current Year Appropriations
	Supplemental Appropriations
X	Continuing Appropriations


Particulars	UACS CODE	Appropriations			Allotments					Current Year Obligations					Current Year Disbursements					Balances			
		Authorized Appropriations	Adjustments (Transfer To/From, Modifications/ Augmentations)	Adjusted Appropriations	Allotments Received	Adjustments (Reductions, Modifications/ Augmentations)	Transfer To	Transfer From	Adjusted Allotments	1st Quarter Ending March 31	2nd Quarter Ending June 30	3rd Quarter Ending September 30	4th Quarter Ending December 31	Total	1st Quarter Ending March 31	2nd Quarter Ending June 30	3rd Quarter Ending September 30	4th Quarter Ending December 31	Total	Unreleased Appropriations	Unobligated Allotments	Unpaid Obligations (15-20)=(23+24)	
																						Due and Demandable	Not Yet Due and Demandable
1	2	3	4	5=(3+4)	6	7	8	9	10=(6+(-17)+8+9)	11	12	13	14	15=(11+12+13+14)	16	17	18	19	20=(16+17+18+19)	21=(5-10)	22=(10-15)	23	24
Sub-Total, I. Agency Specific Budget		0	8,511,610.69	8,511,610.69	0	349,510.69	0	8,162,100.00	8,511,610.69	0	999,326.18	5,123,748.58	0	6,123,074.76	0	965,306.90	4,544,667.86	0	5,509,974.76	0	2,388,535.93	0	613,100.00
PS		0	0	0	0	0	0	0	0	0	0	0	0	0	0	0	0	0	0	0	0	0	0
MOOE		0	8,511,610.69	8,511,610.69	0	349,510.69	0	8,162,100.00	8,511,610.69	0	999,326.18	5,123,748.58	0	6,123,074.76	0	965,306.90	4,544,667.86	0	5,509,974.76	0	2,388,535.93	0	613,100.00
FinEx (If Applicable)		0	0	0	0	0	0	0	0	0	0	0	0	0	0	0	0	0	0	0	0	0	0
CO		0	0	0	0	0	0	0	0	0	0	0	0	0	0	0	0	0	0	0	0	0	0
GRAND TOTAL		0	8,511,610.69	8,511,610.69	0	349,510.69	0	8,162,100.00	8,511,610.69	0	999,326.18	5,123,748.58	0	6,123,074.76	0	965,306.90	4,544,667.86	0	5,509,974.76	0	2,388,535.93	0	613,100.00
PS		0	0	0	0	0	0	0	0	0	0	0	0	0	0	0	0	0	0	0	0	0	0
MOOE		0	8,511,610.69	8,511,610.69	0	349,510.69	0	8,162,100.00	8,511,610.69	0	999,326.18	5,123,748.58	0	6,123,074.76	0	965,306.90	4,544,667.86	0	5,509,974.76	0	2,388,535.93	0	613,100.00
FinEx (If Applicable)		0	0	0	0	0	0	0	0	0	0	0	0	0	0	0	0	0	0	0	0	0	0
CO		0	0	0	0	0	0	0	0	0	0	0	0	0	0	0	0	0	0	0	0	0	0
Recapitulation by OO:																							
I. Agency Specific Budget		0	8,430,891.97	8,430,891.97	0	268,791.97	0	8,162,100.00	8,430,891.97	0	918,607.46	5,123,748.58	0	6,042,356.04	0	894,876.21	4,536,567.86	0	5,431,444.07	0	2,388,535.93	0	610,911.97
PROFESSIONAL LICENSURE PROGRAM		0	8,389,270.20	8,389,270.20	0	254,270.20	0	8,135,000.00	8,389,270.20	0	904,085.69	5,105,648.58	0	6,009,734.27	0	894,876.21	4,505,746.09	0	5,400,622.30	0	2,379,535.93	0	609,111.97
PROFESSIONAL REGULATION PROGRAM		0	41,621.77	41,621.77	0	14,521.77	0	27,100.00	41,621.77	0	14,521.77	18,100.00	0	32,621.77	0	0	30,821.77	0	30,821.77	0	9,000.00	0	1,800.00

Certified Correct:  
  
FLOYD P. ALAGBAN  
Budget Officer  
Date: October 9, 2023 10:44 AM

This report was generated using the Unified Reporting System on October 11, 2023 2:56 PM; Status : SUBMITTED

Certified Correct:  
  
RONALYN C. GALLEGO  
Accountant  
Date: October 9, 2023 10:44 AM

Recommending Approval By:  
  
LOEL L. MAMON  
OIC-Chief Administrative Officer  
Date: October 10, 2023 05:49 PM

Approved By:  
  
ROMEL B. BALISANG  
Regional Director  
Date: October 10, 2023 06:48 PM